WEEKLY UPDATE | Support to Voluntary Repatriation of Somali Refugees from Kenya

Total reporting period: 1 January 2016 to 8 May 2016 #56 UNHCR Somalia

RETURNS	18 Apr - 8 May 2016	1 Jan 2016 17 Apr 2016	Total
Individuals:	119	7,157	7,276
Households (actual):	22	1,398	1,420
Females:	64	3,547	3,611
Males:	55	3,610	3,665
Persons with special needs:	3	232	235

RETURN ASSISTANCE (ACCUMULATED)	Reporting week	Total
Livelihood Start Up Grants	7,700	495,400
Core Relief Items (kits):	22	1,420
WFP Food Rations (kg):	1,654 (~ $2,942)	106,784 (~ $189,862)
UNMAS Mine Risk Education	22	1,420

RETURN INFRASTRUCTURE

AGE & GENDER

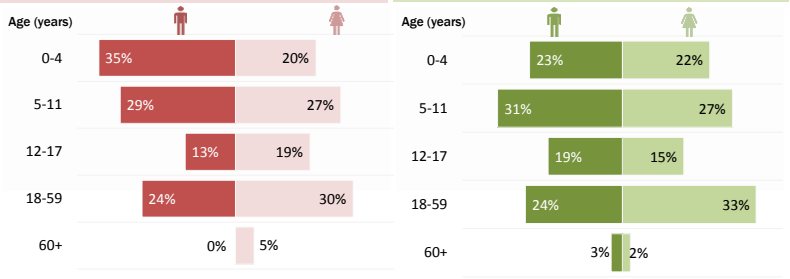

SPECIAL NEEDS

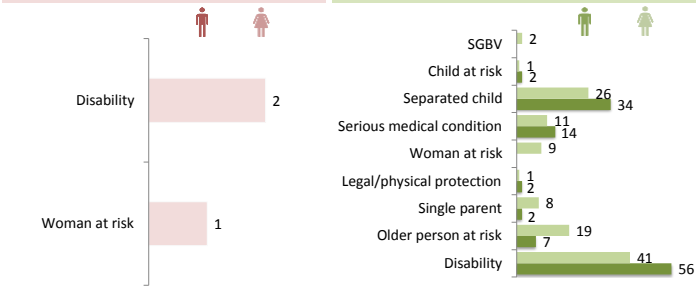

DEPARTURES FROM KENYA

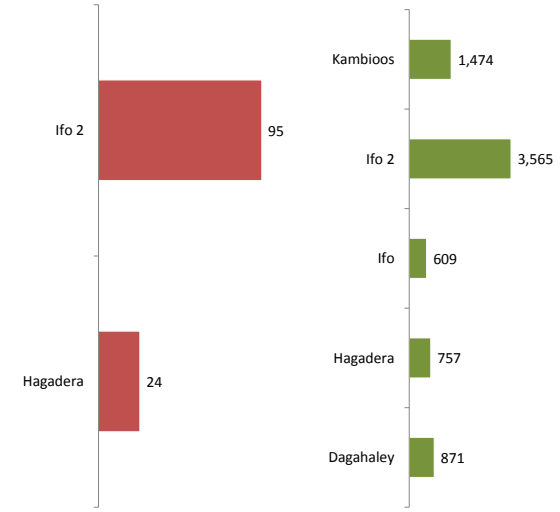

ARRIVALS IN SOMALIA BY DISTRICT

Total Arrivals from 8 Dec 2014 are: **13,440**

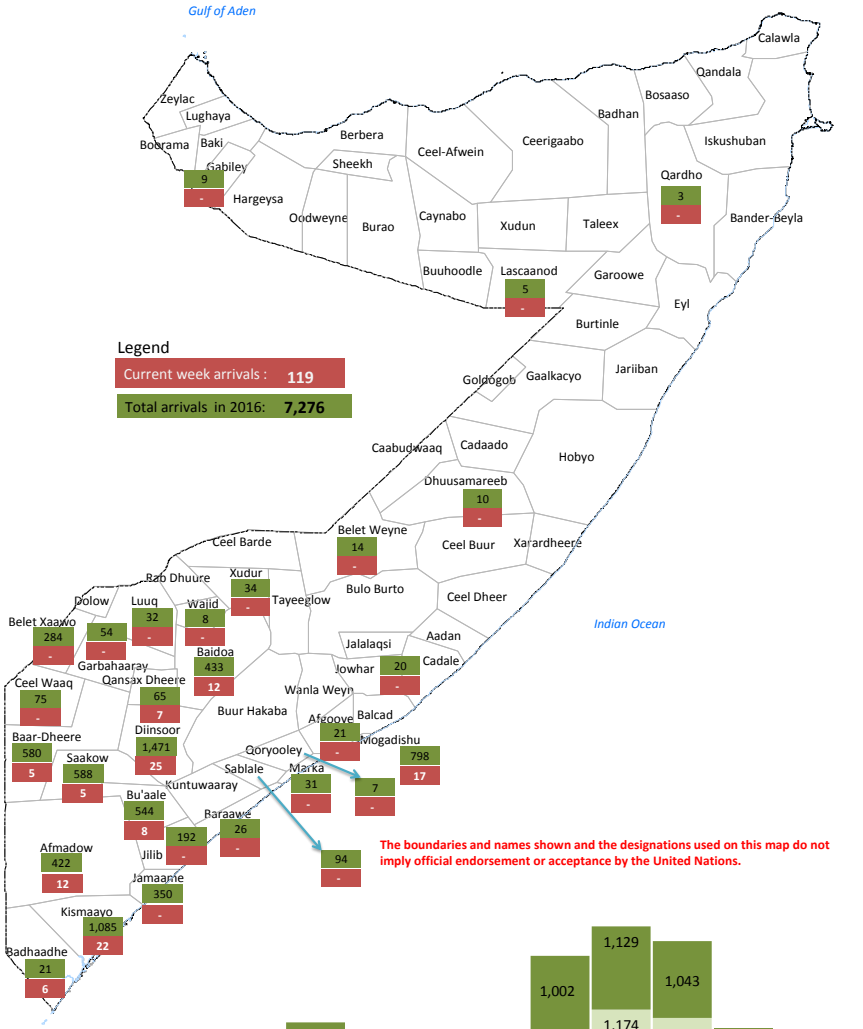

Legend

Current week arrivals : **119**

Total arrivals in 2016: **7,276**

Total departures by land and air

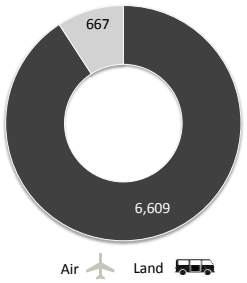

RETURN TREND DECEMBER 2014 - MAY 2016

By Year:

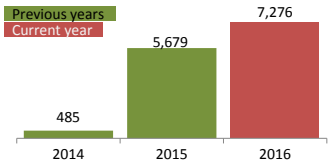

By Month:

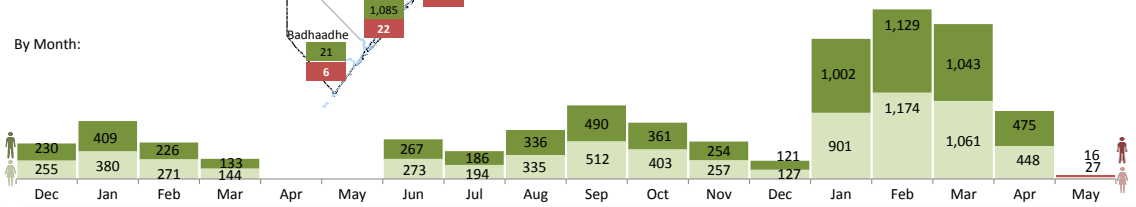

Project implemented with the support of:

RETURN CONSORTIUM | Somalia

Donors contributing to UNHCR Somalia operation [As of OCT 2015]

From the People of Japan

Humanitarian Aid and Civil Protection

United Nations CENTRAL EMERGENCY RESPONSE FUND

Italian Development Cooperation Ministry of Foreign Affairs and International Cooperation

Common Humanitarian Fund

Sources: UNHCR (The figures used in this infographic are based on the return manifests)

Contact: sommopmn@unhcr.org